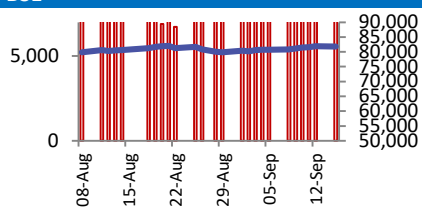
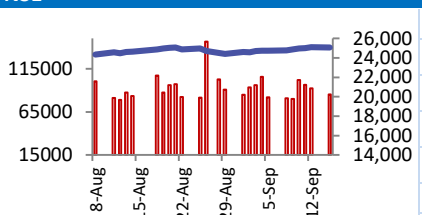


BSE	NSE																												
 <table> <tr><td>Open</td><td>82506</td></tr> <tr><td>High</td><td>82742</td></tr> <tr><td>Low</td><td>82490</td></tr> <tr><td>Close</td><td>82694</td></tr> <tr><td>Change</td><td>313</td></tr> <tr><td>Volume (Lacs)</td><td>8464</td></tr> <tr><td>Turnover (Rs.inCr)</td><td>14447</td></tr> </table>	Open	82506	High	82742	Low	82490	Close	82694	Change	313	Volume (Lacs)	8464	Turnover (Rs.inCr)	14447	 <table> <tr><td>Open</td><td>25277</td></tr> <tr><td>High</td><td>25347</td></tr> <tr><td>Low</td><td>25275</td></tr> <tr><td>Close</td><td>25330</td></tr> <tr><td>Change</td><td>91</td></tr> <tr><td>Volume(Lacs)</td><td>46604</td></tr> <tr><td>Turnover(Rs.in Cr)</td><td>101041</td></tr> </table>	Open	25277	High	25347	Low	25275	Close	25330	Change	91	Volume(Lacs)	46604	Turnover(Rs.in Cr)	101041
Open	82506																												
High	82742																												
Low	82490																												
Close	82694																												
Change	313																												
Volume (Lacs)	8464																												
Turnover (Rs.inCr)	14447																												
Open	25277																												
High	25347																												
Low	25275																												
Close	25330																												
Change	91																												
Volume(Lacs)	46604																												
Turnover(Rs.in Cr)	101041																												

World Markets	Current	Previous	Pt. Chg	Var(%)
Dow	46018	45758	260	0.57%
Dow Futures	46500	46365	135	0.29%
Nasdaq	22261	22334	(73)	-0.33%
FTSE	9208	9196	13	0.14%
Nikkei	45277	44790	487	1.09%
Hang Seng	26897	26908	(12)	-0.04%
Gift Nifty	25519	25423	96	0.38%
Straits Singapore	4326	4324	2	0.05%
South Korea	3448	3413	35	1.02%
Taiwan	25589	25438	151	0.59%
Shanghai	3888	3876	11	0.29%

Commodity Prices	Current	Previous	Pt. Chg	Var(%)
Copper (\$/MT)	9996	10127	(131)	-1.3%
Alumin (\$/MT)	2683	2717	(34)	-1.3%
Zinc (\$/MT)	2944	2992	(49)	-1.6%
Brent Crude (\$/bbl)	68	68	(0)	-0.3%
Gold (\$/Ounce)	3665	3660	5	0.1%
Silver (\$/Ounce)	42	42	0	0.1%
Light Crude (\$/bbl)	64	64	(0)	-0.4%
N G (\$/mmbtu)	3	3	(0)	-0.5%
Sugar (\$/MT)	459	466	(7)	-1.4%
Rubber (Rs./kg)	187	187	0	0.0%
Baltic Dry Index	2180	2154	26	1.2%

Currency Exchange Rate	Current	Previous	Var(%)
Rs./ \$ rate	87.81	88.06	-0.28%
Rs./ Euro	104.02	104.03	-0.01%
Rs./Chinese Yuan	12.36	12.36	-0.05%
Yen / \$ rate	146.91	146.99	-0.05%
\$ US/Euro	1.18	1.18	0.06%

Dollar Index	Current	Previous	Var(%)
Dollar Index	97.02	96.87	0.15%

Support/ Resistance Levels for Today		
	Nifty	Bank Nifty Fut
Support 1	25270	55470
Support 2	25200	55200
Resistance	25400	55940

Securities in Ban For Trade	
RBLBANK	OFSS
ANGELONE	

Market Review

US: US benchmarks fell on Wednesday even as Federal Reserve officials lowered the interest rate by 25 bps while pointing to growing weakness in the labour market and elevated inflation.

Asia: Asian benchmark indices zoomed on the back of US Federal Reserve's 25 bps rate cut, with the tech-heavy Hang Seng, in particular, trading with gains of up to 1.8%.

India: Indian equity benchmark indices, rallied strongly in trade on Wednesday to end in green for the second consecutive day. The rally was driven by investors' active participation in IT, banking and automotive sectors, following constructive talks with US officials regarding the trade deal. **Market is expected to open on a gap up note and likely to witness positive move during the day.**

Global: The Federal Reserve, goaded by the risk of rising unemployment, reduced interest rates on Wednesday for the first time since December and indicated more cuts would follow to halt any slide in a labor market already experiencing higher joblessness among Blacks, a declining workweek, and other signs of weakness. The decision moves in a direction called for by President Donald Trump, but falls far short of the steep cuts in borrowing costs that he has demanded - and which were apparently penciled into projections submitted by new Fed Governor Stephen Miran, who cast the only dissenting vote.

Australian employment unexpectedly fell in August as full-time positions dropped back after a sharp rise in the previous month, while the jobless rate held steady in a sign the labour market was slowly softening. The Australian dollar slipped 0.2% to \$0.6637, while three-year bond futures rallied 3 ticks to 96.6. The mixed report failed to move the dial on the policy outlook as investors upheld bets that the Reserve Bank of Australia would likely skip a move in interest rates this month, with a cut in November about 75% priced.

Commodities: Oil prices saw minimal change after the US Federal Reserve's interest rate cut. Further rate cuts are expected, potentially boosting oil demand. US crude stockpiles decreased, but distillate stockpiles increased.

Gold prices extended losses on Thursday due to an uptick in the dollar after the U.S. Federal Reserve cut interest rates by a quarter of a percentage point, as expected, and adopted a measured rhetoric on further policy easing.

Currency: The U.S. dollar was steady early on Thursday following its plunge to a 3-1/2-year low and then forceful rebound as traders grappled with the ramifications of the Federal Reserve's measured rhetoric on further interest rate cuts.

FII Derivative Transactions (Rs. Cr)

Contracts	Purchase		Sell		Net	Open Interest (OI)		OI (Previous day)		Change	
	Contract	Value	Contract	Value		Contract	Value	Contract	Value	Contract	Value
Index Future	15709	3007	6808	1299	1708	204788	39032	212421	40349	(7633)	(1317)
Index Option	3672460	696428	3691539	699961	(3533)	1614340	307444	1326940	251755	287400	55689
Stock Future	237426	16581	240590	16982	(401)	5532472	393560	5516264	391797	16208	1763
Stock Option	508575	36516	507626	36546	(30)	428996	30364	402639	28304	26357	2060
Total	4434170	752532	4446563	754788	(2256)	7780596	770400	7458264	712205	322332	58195

FII All Activity-BBG (Rs Cr)		Buy	Sell	Net
10-Sep-25		17141	12647	4494
11-Sep-25		10398	13812	(3414)
12-Sep-25		12859	11836	1023
15-Sep-25		10330	10667	(336)
16-Sep-25		13864	12218	1646
Month to date- Sep		143917	143384	533
FII (Prov.) (Rs Cr)		Buy	Sell	Net
11-Sep-25		10009	13481	(3472)
12-Sep-25		11094	10965	130
15-Sep-25		8169	9438	(1269)
16-Sep-25		11942	11634	308
17-Sep-25		11509	12634	(1125)
Month to date-Sep		135076	146406	(11330)
DII (Prov.) (Rs. Cr)		Buy	Sell	Net
11-Sep-25		14831	10786	4046
12-Sep-25		11675	10119	1556
15-Sep-25		10173	8240	1933
16-Sep-25		11643	10125	1519
17-Sep-25		13719	11426	2294
Month to date-Sep		168097	135205	32893
FII Debt - BBG (Rs. Cr)		Buy	Sell	Net
10-Sep-25		2698	1955	743
11-Sep-25		822	495	326
12-Sep-25		3851	3045	806
15-Sep-25		1422	1004	418
16-Sep-25		7027	2251	4776
Month to date- Sep		30542	22819	7723

Market Breadth	BSE		NSE	
	No.	%	No.	%
Advance	2408	56%	1699	54%
Decline	1746	40%	1343	43%
Unchanged	181	4%	80	3%

Market Turnover	17-Sep	16-Sep	Var (%)
BSE Cash	14447	14018	3%
NSE Cash	101041	91048	11%
NSE Futures	98024	84904	15%
NSE Options	9246143	47047582	-80%
Total (Rs.Cr)	9459655	47237553	-80%

Volatility Index	17-Sep	16-Sep
Volatility Index	10.25	10.27

Index PE - TTM	17-Sep	Yr. High	Yr. Low
Sensex	22.9	25.2	20.3
Nifty	22.3	24.4	19.6

Corporate News
Biocon Biologics secures USFDA approval for Bosaya and Aukelso biosimilars

Biocon Biologics got the USFDA approval for its two denosumab biosimilars, Bosaya (denosumab-kyqq) 60 mg/mL injection and Aukelso (denosumab-kyqq) 120 mg/1.7 mL (70 mg/mL) injection, biosimilars of Prolia and Xgeva, respectively, with the FDA also conferring provisional interchangeability status on both medicines. (BS)

Cochin Shipyard Signs Contract With ONGC Worth Rs 200 Cr

Cochin Shipyard Ltd. signed a contract with Oil & Natural Gas Corp. for dry dock or major lay-up repairs or one of its jack-up rigs. The project is estimated to be at Rs 200 cr. The project is expected to be completed in around 12 months. The company also said that none of the promoter or promoter group have any interest in the entity that awarded the order. (NDTV)

TVS Motor rolls out TVS King Deluxe Plus CNG 3-wheeler in Tanzania

TVS Motor Company launched the TVS King Deluxe Plus CNG 3-wheeler in Tanzania. The vehicle was unveiled at the Gymkhana Sports Club in Dar Es Salaam in the presence of dealers, finance partners and fleet owners. (ET)

Economy
New GST reforms set to inject Rs 2 Lakh Cr into economy: Finance minister Sitharaman

FM Nirmala Sitharaman announced that recent GST reforms, primarily moving goods from higher tax slabs to 5% and 18%, are projected to inject ₹2 lakh cr into the economy. Effective September 22, the revised rates aim to simplify the tax structure, boost consumption by increasing disposable income, and make everyday items cheaper for the common man. (ET)

India's rice stocks hit record, wheat at four-year high

India's rice reserves have surged to a record high, exceeding targets significantly, while wheat inventories also reached a four-year peak due to increased procurement. The abundant rice stocks are poised to bolster exports, and the government can now manage wheat prices effectively through open market sales, especially during the upcoming festival season. (ET)

International
Meta launches new smart glasses with built-in display

Meta Platforms launched its first consumer-ready smart glasses with a built-in display, seeking to extend the momentum of its Ray-Ban line, one of the early consumer hits of the artificial intelligence era. (Invst)

Top 5 Nifty Gainers	17-Sep	16-Sep	Var(%)
TATACONSUM	1136	1092	4.0%
SBIN	857	832	3.1%
BEL	412	403	2.3%
MARUTI	15801	15573	1.5%
KOTAKBANK	2050	2022	1.4%
Top 5 Nifty Losers	17-Sep	16-Sep	Var(%)
BAJAJFINSV	2057	2080	-1.1%
TITAN	3523	3557	-1.0%
ITC	409	413	-0.9%
SBILIFE	1804	1819	-0.8%
HDFCLIFE	768	774	-0.8%

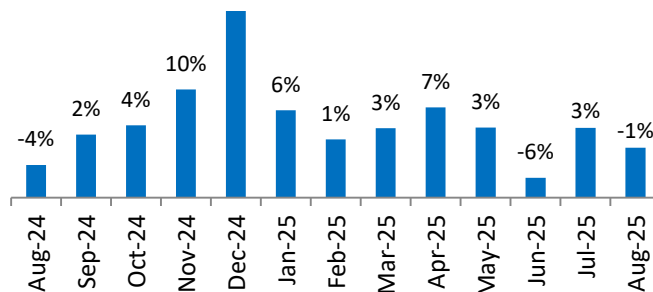
BSE Index Watch	Last	1 day	1 wk	1 mth	1 yr
SENSEX	82694	0.4%	1.6%	1.7%	-0.3%
MIDCAP	46742	0.2%	1.4%	2.9%	-4.3%
SMLCAP	54537	0.5%	2.1%	3.9%	-4.2%
AUTO	60949	0.5%	1.7%	8.4%	4.7%
BANKEK	62427	0.8%	2.3%	0.6%	4.4%
Capital Goods	71415	1.0%	4.5%	7.0%	-1.9%
FMCG	20746	-0.2%	-0.7%	1.9%	-11.8%
Health Care	44739	-0.1%	0.1%	0.4%	2.2%
IT	35789	0.7%	0.6%	5.2%	-16.1%
METAL	32896	-0.5%	1.5%	5.2%	3.9%
Oil & Gas	26631	0.7%	2.7%	2.3%	-12.6%
Power	6774	-0.1%	2.8%	2.8%	-18.8%
Realty	7136	0.4%	3.9%	2.2%	-14.1%

Margin Trading Disclosure (Rs. In Cr)	Last	1 day	1 wk	1 mth	3 mth
Op. Scripwise Outstanding	95477	0.6%	-0.3%	4.9%	13.6%
Fresh Exposure	6683	-4.2%	24.6%	26.2%	17.3%
Exposure liquidated	6526	3.8%	20.5%	31.4%	25.8%
Closing Net scripwise outstanding	95634	0.1%	-0.1%	4.7%	13.1%

NSE USD Futures	17-Sep	16-Sep	Var (%)
Sept Expiry (Rs./\$)	85.80	85.80	0.0%
Sept Expiry (Rs./\$)	87.88	88.14	-0.3%
Total Turnover (Rs. Crore)	1560	1601	-3%

Sectors	TTM PE
Auto	34.19
Auto Ancillary	43.66
Banking	14.09
Engineering	45.94
Cement	68.19
Diamonds & Jewellery	42.69
Housing Finance	23.54
Infrastructure & Const	26.94
Metals-Aluminium	28.54
Metal – Steel	18.09
Oil Expl.	7.66
Pharma	10.03
Power – Gen. Supp.	39.61
Information Tech.	29.62
Sugar	17.26
Telecom Serv. Prov.	37.75
Tyres	33.46

Maruti Monthly Volume Growth (YoY) (Source: Company data)



10 year G-Sec Yield	Current	Previous	Change
US	4.07%	4.09%	(2) bps
Japan	1.61%	1.60%	1 bps
India	6.47%	6.49%	(2) bps
UK	4.63%	4.64%	(1) bps
Libor 3 Mths	4.85%	4.85%	(0) bps

Indian Eco Data	Current	Previous	Var(%)
Forex Reserve (US\$ in bn)	602	698	-13.8%
Inflation - WPI	0.52%	-0.58%	110 bps
Inflation - CPI	2.07%	1.61%	46 bps

India GDP	Q3FY25	Q2FY25	Var (%)
Growth	7.81%	7.38%	43 bps

Monetary Policy	Current	Previous	Change
Repo Rate	5.50%	5.50%	0 bps
Reverse Repo Rate	3.35%	3.35%	0 bps
CRR	3.00%	4.00%	(100) bps
O/S Banking System Liquidity (Rs bn)	383	1966	(1583.0)

IIP Growth %	Jul-25	Jul-24	Apr-July
IIP	3.5	5.0	2.4
Capital Goods	5.0	11.7	8.8
Mining	5.4	4.7	3.9
Manufacturing	0.6	7.9	-0.9
Electricity	-7.2	3.8	-4.1

ADR Price Movement

Company	Price (US\$)	Volume	Previous Day Price	Volume	Variance (%)	No. of Share Per ADR	ADR Price (Rs.)	BSE Price	Variance (%)
Infosys Tech	17.68	32050779	17.06	17749689	3.63%	1	1552.50	1522.40	2.0%
Wipro	2.88	13688218	2.78	6765615	3.60%	1	252.90	254.15	-0.5%
Dr.Reddy's	14.86	1599000	14.73	552680	0.88%	1	1304.87	1311.40	-0.5%
ICICI Bank	32.60	7466062	32.24	4066855	1.12%	2	1431.32	1419.20	0.9%
HDFC Bank	35.97	5584839	35.16	2993848	2.30%	3	1052.86	966.50	8.9%

GDR's (US\$)

	Prices	Prev. Close	Change	Var %
L&T	42.10	41.75	0.4	0.8%
RIL	64.60	63.40	1.2	1.9%
SBI	98.00	94.70	3.3	3.5%

US Economy Data	Current	Previous
Inflation (%) (YoY)	2.90%	2.70%
Unemployment (%)	4.30%	4.20%

Interest Rate (%)	Current	Previous
Fed Rate	4.25%	4.50%

US GDP	Q2CY25	Q1CY25
Growth (QoQ Annualized)	3.30%	-0.50%

China Economy Data	Current	Previous
GDP	5.20%	5.40%
Inflation – CPI (%)	-0.40%	0.00%

Economic Calendar

	Date
Indian GDP Data	28 Nov
Indian Inflation Data CPI	13 Oct
Indian Inflation Data WPI	14 Oct
Indian Monetary Policy	01 Oct
India's Industrial Production (IIP)	26 Sep
US Inflation Data	15 Oct
US GDP	25 Sep
US Unemployment Data	03 Oct
US Fed Rate	To Be Announced
China GDP	20 Oct
China Inflation Data	15 Oct

Event Update

Name	Date	Purpose
Acutaas Chemicals Ltd.	18-09-2025	Rs.1.50 per share(30%)Final Dividend
Amarjothi Spinning Mills Ltd.	18-09-2025	Rs.2.20 per share(22%)Final Dividend
Apollo Sindoori Hotels Ltd.	18-09-2025	Dividend & Meeting
Arrow Greentech Ltd.	18-09-2025	Rs.4.00 per share(40%)Dividend
Ashiana Housing Ltd.	18-09-2025	Rs.1.50 per share(75%)Final Dividend
Atam Valves Ltd.	18-09-2025	Rs.0.85 per share(0.15%)Final Dividend
Bal Pharma Ltd.	18-09-2025	Rs.1.20 per share(12%)Dividend
Bombay Metrics Supply Chain Ltd.	18-09-2025	Dividend
Comfort Intech Ltd.	18-09-2025	Rs.0.07 per share(7%)Final Dividend
Creative Castings Ltd.	18-09-2025	Rs.10.00 per share(100%)Final Dividend
Dhoot Industrial Finance Ltd.	18-09-2025	Rs.1.50 per share(15%)Final Dividend
Dr Agarwals Eye Hospital Ltd.	18-09-2025	Rs.3.50 per share(35%)Final Dividend
Eldeco Housing & Industries Ltd.	18-09-2025	Rs.9.00 per share(450%)Final Dividend
First Custodian Fund (India) Ltd.	18-09-2025	Rs.1.00 per share(10%)Final Dividend
Fonebox Retail Ltd.	18-09-2025	Annual General Meeting
Goodluck India Ltd.	18-09-2025	Rs.4.00 per share(200%)Dividend
Gujarat Mineral Development Corporation Ltd.	18-09-2025	Rs.10.10 per share(505%)Dividend
Hindustan Composites Ltd.	18-09-2025	Rs.2.00 per share(40%)Final Dividend
Hindustan Copper Ltd.	18-09-2025	Rs.1.46 per share(29.2%)Final Dividend
Indo Borax & Chemicals Ltd.	18-09-2025	Rs.1.00 per share(100%)Final Dividend
Indraprastha Medical Corporation Ltd.	18-09-2025	Rs.4.50 per share(45%)Final Dividend
IRM Energy Ltd.	18-09-2025	Rs.1.50 per share(15%)Final Dividend
ITCONS E-Solutions Ltd.	18-09-2025	Rs.0.15 per share(1.5%)Final Dividend
Jamna Auto Industries Ltd.	18-09-2025	Rs.1.10 per share(110%)Final Dividend
JNK India Ltd.	18-09-2025	Rs.0.30 per share(15%)Final Dividend
K.C.P. Sugar And Industries Corporation Ltd.	18-09-2025	Rs.0.10 per share(10%)Final Dividend
Kamdheni Ltd.	18-09-2025	Rs.0.25 per share(25%)Final Dividend
Kanoria Energy & Infrastructure Ltd.	18-09-2025	0.05 per share(1%)Final Dividend
Kesar Enterprises Ltd.	18-09-2025	Stock Split
Kilburn Engineering Ltd.	18-09-2025	Rs.2.00 per share(20%)Final Dividend
Krishival Foods Ltd.	18-09-2025	Rs.0.24 per share(2.4%)Final Dividend
NCL Industries Ltd.	18-09-2025	Rs.2.00 per share(20%)Final Dividend
Poly Medicure Ltd.	18-09-2025	Rs.3.50 per share(70%)Final Dividend
PPAP Automotive Ltd.	18-09-2025	Rs.1.50 per share(15%)Final Dividend
Quality Power Electrical Equipments Ltd.	18-09-2025	Rs.1.00 per share(10%)Final Dividend
Remus Pharmaceuticals Ltd.	18-09-2025	Dividend
Riddhi Siddhi Gluco Biols Ltd.	18-09-2025	Rs.3.00 per share(30%)Final Dividend
Samrat Pharmachem Ltd.	18-09-2025	Rs.1.00 per share(10%)Final Dividend
Sandu Pharmaceuticals Ltd.	18-09-2025	Rs.0.80 per share(8%)Final Dividend
Shakti Pumps (India) Ltd.	18-09-2025	Rs.1.00 per share(10%)Final Dividend
SJVN Ltd.	18-09-2025	Rs.0.31 per share(3.1%)Final Dividend
Star Paper Mills Ltd.	18-09-2025	Rs.3.50 per share(35%)Final Dividend
Sterling Tools Ltd.	18-09-2025	Rs.2.50 per share(125%)Final Dividend
Sylvan Plyboard (India) Ltd.	18-09-2025	Annual General Meeting
The Western Indian Plywoods Ltd.	18-09-2025	Dividend & Meeting
Venus Pipes & Tubes Ltd.	18-09-2025	Rs.0.50 per share(5%)Final Dividend
Wonder Electricals Ltd.	18-09-2025	Rs.0.10 per share(10%)Final Dividend
Zydus Wellness Ltd.	18-09-2025	Stock Split from Rs.10/- to Rs.2/-
3B Blackbio Dx Ltd.	19-09-2025	Rs.4.0000 per share(40%)Dividend
Agribio Spirits Ltd.	19-09-2025	Rs.0.25 per share(2.5%)Final Dividend
All E Technologies Ltd.	19-09-2025	Dividend
Alphageo (India) Ltd.	19-09-2025	Rs.8.00 per share(80%)Final Dividend
Ansal Buildwell Ltd.	19-09-2025	Rs.1.00 per share(10%)Dividend
Arihant Superstructures Ltd.	19-09-2025	Rs.1.50 per share(15%)Final Dividend
Asian Energy Services Ltd.	19-09-2025	Rs.1.00 per share(10%)Final Dividend

Bulk Deal As On 17/09/25

BSE					
Security Code	Security Name	Client Name	Deal	Quantity	Price
544422	ABRFL	RITU GOEL	B	37200	131.32
526935	ARUNIS	EPITOME TRADING AND INVESTMENTS	B	300000	67
526935	ARUNIS	MANDALIYA UDAY KANAIYALAL	S	1876154	67
526935	ARUNIS	MULTIPLIER SHARE & STOCK ADVISORS PRIVATE LIMITED	B	900000	67
526935	ARUNIS	NEO APEX VENTURE LLP	B	900000	67
539175	BLUEGOD	NEO APEX SHARE BROKING SERVICES LLP	B	5010000	2.34
539175	BLUEGOD	NEO APEX VENTURE LLP	S	841	2.38
539175	BLUEGOD	NEO APEX VENTURE LLP	B	3600841	2.34
539175	BLUEGOD	PACE STOCK BROKING SERVICES PVT LTD	S	3086768	2.34
539175	BLUEGOD	PRAGNESH JINDAS DOSHI	B	3019000	2.34
539175	BLUEGOD	PRAGNESH JINDAS DOSHI	S	200000	2.37
544514	CITY SQUARE	GOENKA BUSINESS & FINANCE LIMITED	B	264000	82.53
544514	CITY SQUARE	INNOVATIVE VISION FUND	S	46400	79
544514	CITY SQUARE	LRSD SECURITIES PRIVATE LIMITED	S	94400	79
544514	CITY SQUARE	MANSI SHARE AND STOCK BROKING PRIVATE LIMITED	B	136000	80.63
544514	CITY SQUARE	RAJASTHAN GLOBAL SECURITIES PRIVATE LIMITED	S	94400	79
544514	CITY SQUARE	STCI PRIMARY DEALER LIMITED	S	94400	79
544514	CITY SQUARE	SUNRISE INVESTMENT OPPORTUNITIES FUND	S	27200	80
544514	CITY SQUARE	SUNRISE INVESTMENT OPPORTUNITIES FUND	B	390400	79
544514	CITY SQUARE	VIVEK KUMAR BHAIKA	B	112000	79
531364	EKANSH	GENESIS GRAND GENERAL TRADING L.L.C	S	303400	262.57
540455	ESCORP	YOGOMAYA TRADELINK PRIVATE LIMITED	B	66600	126.5
531259	ESHAMEDIA	PACE STOCK BROKING SERVICES PVT LTD	B	50394	40.72
512443	GANONPRO	NISHA SAROYA	S	64439	11.52
544156	GCONNECT	HARSHABEN ANANTRAY SANGHAVI	B	19500	23.98
544156	GCONNECT	JITENDRA VRAJLAL SHAH	S	21000	23.98
544156	GCONNECT	KRUTI ATMIKKUMAR GANDHI	B	21000	23.98
544156	GCONNECT	MAHETA HETAL MANHARLAL	S	19500	23.98
524238	GUJJINJEC	PATEL SHIVLAL KUBERBHAI	S	125731	20
505336	HARSHILAGR	PATRIOTIC TRADELINK PRIVATE LIMITED	S	8648809	0.99
504746	INLCM	NEO APEX VENTURE LLP	B	5000	1510
504746	INLCM	SAFAL NETCARDS PRIVATE LIMITED	B	4000	1510
504746	INLCM	SKYBRIDGE INCAP ADVISORY LLP	B	4900	1510
504746	INLCM	TVISHA CORPORATE ADVISORS LLP	B	3557	1510
504746	INLCM	VISHAL PRAVIN THAKKAR	S	25000	1510
543544	JAYANT	K A GANDHI (HUF)	B	150000	68.6
543544	JAYANT	NEO APEX SHARE BROKING SERVICES LLP	S	87000	68.6
543544	JAYANT	NEO APEX SHARE BROKING SERVICES LLP	B	87000	68.6
543544	JAYANT	NEO APEX VENTURE LLP	S	116250	70.65
543544	JAYANT	NEO APEX VENTURE LLP	B	116250	68.61
543544	JAYANT	NILESH JOBANPUTRA	S	504750	69.87
544511	KARBON	NEO APEX VENTURE LLP	B	160000	204.05
537707	LADDU	AKARSHIKA TRADERS LLP	S	1518359	2.03
537707	LADDU	VANDANATIWARI	B	1365000	2.05
542724	MURAE	NIRAV DINESHBHAI CHAUDHARI	S	21862696	0.73
542724	MURAE	NIRAV DINESHBHAI CHAUDHARI	B	23131495	0.73
544510	NCML	NEO APEX VENTURE LLP	S	243200	74.97
511714	NIMBSPROJ	GEETA DEVI	S	250000	229
511714	NIMBSPROJ	PARNIT VENTURES PRIVATE LIMITED	S	213000	225.25
511714	NIMBSPROJ	PEANENCE COMMERCIAL PVT LIMITED	B	422128	227.4
543798	PATRON	JAYESH PRAVINCHANDRA SHETH	S	88000	6.55
543798	PATRON	JAYESH PRAVINCHANDRA SHETH	B	292000	6.65
543798	PATRON	NARENDRAKUMAR GANGARAMDAS PATEL	S	312000	6.58

513519	PITTIENG	MOTILAL OSWAL MUTUAL FUND	S	1074235	950.1
513519	PITTIENG	SBI MUTUAL FUND	B	1073424	950.1
530095	PRADHIN	AJAY PITAMBAR CHOUDHARY	B	12760000	0.3
530095	PRADHIN	CHANDRESH KANUBHAI PARMAR	S	10000000	0.3
530095	PRADHIN	MANISH RAJPUT	S	51889529	0.3
530095	PRADHIN	SHARE INDIA SECURITIES LIMITED	S	3670035	0.3
530095	PRADHIN	SHARE INDIA SECURITIES LIMITED	B	32164418	0.3
505502	PSITINFRA	ARVIND KUMAR OJHA	S	680000	1.92
544378	PSPL	NNM SECURITIES PVT LTD	S	40000	72
544378	PSPL	PALLAVI DALAL	B	40000	72
536659	PVVINFRA	KTR CONSTRUCTIONS LLP	S	21620	8.01
536659	PVVINFRA	KTR CONSTRUCTIONS LLP	B	401000	8.08
536659	PVVINFRA	NORTHEAST BROKING SERVICES LIMITED	S	850000	8.04
539561	REMLIFE	ARYAFIN-TRADE SERVICES INDIA PRIVATE LIMITED	S	5000000	1.51
530617	SAMPRE	MULTIPLIER SHARE & STOCK ADVISORS PRIVATE LIMITED	B	129600	101.51
539574	SCL	NEO APEX VENTURE LLP	S	56531680	0.35
539574	SCL	NEO APEX VENTURE LLP	B	28578076	0.35
500389	SILVERLINE	NEO APEX VENTURE LLP	S	1672686	17.07
500389	SILVERLINE	NEO APEX VENTURE LLP	B	1672686	17.03
500389	SILVERLINE	NIRAV DINESHBHAI CHAUDHARI	S	191948	17.41
500389	SILVERLINE	NIRAV DINESHBHAI CHAUDHARI	B	982796	17.03
531205	SPRIGHT	PARMAR NAYNABEN RAMABHAI	S	18601215	1.38
511539	SUPRATRE	RAGHAVENDRA RAO GARRE	S	78826	14.68
521005	TITANIN	BYTE DEVELOPERS PRIVATE LIMITED	B	2098543	2.16
544508	VASHISHTHA	NEELAM JILESH CHHEDA	S	20400	134.02
544508	VASHISHTHA	SMITA SHASHIKUMAR GUPTA	B	15600	134.03
503641	ZODIACVEN	ARPIT PIYUSHBHAI SHAH	S	571877	3.26
503641	ZODIACVEN	MANSI SHARE AND STOCK BROKING PRIVATE LIMITED	S	422650	3.26
503641	ZODIACVEN	NEO APEX VENTURE LLP	S	1301808	3.6
503641	ZODIACVEN	NEO APEX VENTURE LLP	B	830259	3.26

NSE

Security Code	Security Name	Client Name	Deal	Quantity	Price
AARADHYA	Aaradhy a Disposal Indus L	NARESH KUMAR BANSAL	BUY	279600	118
APOLLOHOSP	Apollo Hospitals Ltd	GOLDMAN SACHS (SINGAPORE) PTE - ODI	SELL	52098	7852.5
APOLLOHOSP	Apollo Hospitals Ltd	GOLDMAN SACHS BANK EUROPE SE - ODI	BUY	52098	7852.5
BPCL	Bharat Petroleum Ltd	GOLDMAN SACHS (SINGAPORE) PTE - ODI	SELL	577549	318.25
BPCL	Bharat Petroleum Ltd	GOLDMAN SACHS BANK EUROPE SE - ODI	BUY	577549	318.25
BHARTIARTL	Bharti Airtel Limited	GOLDMAN SACHS (SINGAPORE) PTE - ODI	SELL	452624	1939.5
BHARTIARTL	Bharti Airtel Limited	GOLDMAN SACHS BANK EUROPE SE - ODI	BUY	452624	1939.5
CHANDAN	Chandan Healthcare Ltd	R K STOCKHOLDING (P) LTD.	SELL	198400	223.52
DENEERS	De Neers Tools Limited	ANJU GUPTA	SELL	60000	209.05
DENEERS	De Neers Tools Limited	KANAV GUPTA	SELL	593400	214.71
DENEERS	De Neers Tools Limited	LAROA MONA	BUY	60000	209.05
DENEERS	De Neers Tools Limited	MANOJ GUPTA	SELL	136200	212.07
DENEERS	De Neers Tools Limited	MANPREET SINGH LAMBA	BUY	63600	209.05
DENEERS	De Neers Tools Limited	PRUDENT EQUITY PRIVATE LIMITED	BUY	101400	227.28
DENEERS	De Neers Tools Limited	SAURABH TRIPATHI	BUY	99600	209.05
DENEERS	De Neers Tools Limited	SHILPY AGGARWAL	SELL	300000	209.09
DEVX	Dev Accelerator Limited	AU SMALL FINANCE BANK LIMITED	SELL	530800	62.89
DEVX	Dev Accelerator Limited	AXIS BANK LIMITED	SELL	632339	61
DEVX	Dev Accelerator Limited	NEO APEX VENTURE LLP	BUY	1000000	61
DEVX	Dev Accelerator Limited	THE SOUTH INDIAN BANK LIMITED	SELL	630800	61
ENFUSE	Enfuse Solutions Limited	L7 HITECH PRIVATE LIMITED	BUY	45000	206.58
FORTIS	Fortis Healthcare Limited	GOLDMAN SACHS (SINGAPORE) PTE - ODI	SELL	383961	966.65
FORTIS	Fortis Healthcare Limited	GOLDMAN SACHS BANK EUROPE SE - ODI	BUY	383961	966.65
GML	Galaxy Medicare Limited	AJAY PURSHOTTAMDAS GUPTA	BUY	200000	54
GVT&D	GE VERNOVA T&D INDIA L	GOLDMAN SACHS (SINGAPORE) PTE - ODI	SELL	90235	2924.6
GVT&D	GE VERNOVA T&D INDIA L	GOLDMAN SACHS BANK EUROPE SE - ODI	BUY	90235	2924.6
FLUOROCHEM	Gujarat Fluorochem Ltd	DEVANSH TRADEMART LLP	SELL	1300000	3539.3
HEROMOTOCO	Hero MotoCorp Limited	GOLDMAN SACHS (SINGAPORE) PTE - ODI	SELL	143905	5316
HEROMOTOCO	Hero MotoCorp Limited	GOLDMAN SACHS BANK EUROPE SE - ODI	BUY	143905	5316
HAL	Hindustan Aeronautics Ltd	GOLDMAN SACHS (SINGAPORE) PTE - ODI	SELL	152040	4840
HAL	Hindustan Aeronautics Ltd	GOLDMAN SACHS BANK EUROPE SE - ODI	BUY	152040	4840
MOKSH	Moksh Ornaments Limited	SMITA HITENDRA SHAH	SELL	524907	14.22
MOS	Mos Utility Limited	NARESH KUMAR BANSAL	BUY	640000	54
CBAZAAR	Net Avenue Technologies L	INVENTUS CAPITAL PARTNERS (MAURITIUS) LIMITED	SELL	160000	3.96
CBAZAAR	Net Avenue Technologies L	SOMANI VENTURES AND INNOVATIONS LIMITED	SELL	160000	4.3
NIRMAN	Nirman Agri Genetics Ltd	SEEMA RANI	BUY	58200	190.1
PETRONET	Petronet LNG Limited	GOLDMAN SACHS (SINGAPORE) PTE - ODI	SELL	546206	279.3
PETRONET	Petronet LNG Limited	GOLDMAN SACHS BANK EUROPE SE - ODI	BUY	546206	279.3
PRUDMOULI	Prudential Sugars Corp	SAJJAN KUMAR PATWARI	BUY	300000	36
PRUDMOULI	Prudential Sugars Corp	VAB VENTURES LIMITED	SELL	300000	36.01
QMSMEDI-RE	QMS Medi Ltd	BINITA BHAVESH MEHTA	BUY	8134	18.1
RNPL	Renol Polychem Limited	KAMAL ASNANI	SELL	62400	73
RNPL	Renol Polychem Limited	VICKEY J MEISHERI (HUF)	BUY	48000	73.22
SAILIFE	Sai Life Sciences Limite	GOLDMAN SACHS (SINGAPORE) PTE - ODI	SELL	401458	881.35
SAILIFE	Sai Life Sciences Limite	GOLDMAN SACHS BANK EUROPE SE - ODI	BUY	401458	881.35
SANGINITA	Sanginita Chemicals Lirr	L7 HITECH PRIVATE LIMITED	BUY	354000	10.4
SANGINITA	Sanginita Chemicals Lirr	MINERVA VENTURES FUND	SELL	366588	10.4

SAWALIYA	Saw aliya Food Products	CRAFT EMERGING MARKET FUND PCC- ELITE CAPITAL FUND	SELL	102000	238
SAWALIYA	Saw aliya Food Products	KINGSMAN WEALTH MANAGEMENT PRIVATE LIMITED	BUY	146400	238
SHRINGARMS	Shringar Hou of Mangal	L7 SECURITIES PRIVATE LIMITED	BUY	1706183	185
ENRIN	Siemens Energy India Lt	GOLDMAN SACHS (SINGAPORE) PTE - ODI	SELL	53465	3460.9
ENRIN	Siemens Energy India Lt	GOLDMAN SACHS BANK EUROPE SE - ODI	BUY	53465	3460.9
SUNDARMFIN	Sundaram Finance Ltd.	GOLDMAN SACHS (SINGAPORE) PTE - ODI	SELL	30001	4643
SUNDARMFIN	Sundaram Finance Ltd.	GOLDMAN SACHS BANK EUROPE SE - ODI	BUY	30001	4643
TCL	Thaai Casting Limited	APT AGROTECH INDUSTRIES PRIVATE LIMITED	SELL	322400	132.25
TCL	Thaai Casting Limited	APT REAL ESTATES PRIVATE LIMITED	BUY	322400	132.25
VAISHALI	Vaishali Pharma Limited	BIPINBHAI DEVABHAI RAVAL	BUY	1027006	12.12
VAISHALI	Vaishali Pharma Limited	SAWACA BUSINESS MACHINES LIMITED	SELL	535974	12.17
VETO	Veto Sw itchgear Cable	PRATIK M SHETH	BUY	98653	122.66
VOLTAMP	Voltamp Transformers L	VITTORIA FUND - OC L.P	SELL	64803	7340.02

Disclosure:

Research Reports that are published by Nirmal Bang Securities Private Limited (hereinafter referred to as “NBSPL”) are for private circulation only. NBSPL is a registered Research Analyst under SEBI (Research Analyst) Regulations, 2014 having Registration no. INH000001766. NBSPL is also a registered Stock Broker with National Stock Exchange of India Limited, BSE Limited, Metropolitan Stock Exchange of India Limited, Multi Commodity Exchange of India Limited and , National Commodity and Derivative Exchange Limited in Capital Market , Equity and Commodities derivatives segments and Currency Derivatives Segment .

NBSPL has other business divisions with independent research teams separated by Chinese walls, and therefore may, at times, have different or contrary views on stocks and markets.

NBSPL or its associates have not been debarred / suspended by SEBI or any other regulatory authority for accessing / dealing in securities Market since last 20 years. NBSPL, its associates or analyst or his relatives do not hold any financial interest (Except Investment) in the subject company. NBSPL or its associates or Analyst do not have any conflict or material conflict of interest at the time of publication of the research report with the subject company. NBSPL or its associates or Analyst or his relatives may or may not hold beneficial ownership of 1% or more in the subject company at the end of the month immediately preceding the date of publication of this research report.

NBSPL or its associates / analyst has not received any compensation / managed or co-managed public offering of securities of the company covered by Analyst during the past twelve months. NBSPL or its associates have not received any compensation or other benefits from the company covered by Analyst or third party in connection with the research report. Analyst has not served as an officer, director or employee of Subject Company. NBSPL / analyst has not been engaged in market making activity of the subject company.

Analyst Certification: The research analysts and authors of these reports, hereby certify that the views expressed in this research report accurately reflects my/our personal views about the subject securities, issuers, products, sectors or industries. It is also certified that no part of the compensation of the analyst(s) was, is, or will be directly or indirectly related to the inclusion of specific recommendations or views in this research. The analyst(s) principally responsible for the preparation of this research report and has taken reasonable care to achieve and maintain independence and objectivity in making any recommendations.

Disclaimer:

The Research Report is for the personal information of the authorized recipient and does not construe to be any investment, legal or taxation advice. NBSPL is not soliciting any action based upon it. Nothing in the research report shall be construed as a solicitation to buy or sell any security or product, or to engage in or refrain from engaging in any such transaction. In preparing the research report, we did not take into account the investment objectives, financial situation and particular needs of the reader.

The research report has been prepared for the general use of the clients of NBSPL and must not be copied, either in whole or in part, or distributed or redistributed to any other person in any form. If you are not the intended recipient you must not use or disclose the information in the research report in any way. Though disseminated to all the customers simultaneously, not all customers may receive the research report at the same time. NBSPL will not treat recipients as customers by virtue of their receiving the research report. The research report is not directed or intended for distribution to or use by any person or entity resident in a state, country or any jurisdiction, where such distribution, publication, availability or use would be contrary to law, regulation or which would subject NBSPL & its group companies to registration or licensing requirements within such jurisdictions.

The report is based on the information obtained from sources believed to be reliable, but we do not make any representation or warranty that it is accurate, complete or up-to-date and it should not be relied upon as such. We accept no obligation to correct or update the information or opinions in it. NBSPL or any of its affiliates or employees shall not be in any way responsible for any loss or damage that may arise to any person from any inadvertent error in the information contained in the research report. NBSPL or any of its affiliates or employees do not provide, at any time, any express or implied warranty of any kind, regarding any matter pertaining to this report, including without limitation the implied warranties of merchantability, fitness for a particular purpose, and non-infringement. The recipients of the research report should rely on their own investigations.

This information is subject to change without any prior notice. NBSPL reserves its absolute discretion and right to make or refrain from making modifications and alterations to this statement from time to time. Nevertheless, NBSPL is committed to providing independent and transparent recommendations to its clients, and would be happy to provide information in response to specific client queries.

Before making an investment decision on the basis of research report, the reader needs to consider, with or without the assistance of an adviser, whether the advice is appropriate in light of their particular investment needs, objectives and financial circumstances. There are risks involved in securities trading. The price of securities can and does fluctuate, and an individual security may even become valueless. International investors are reminded of the additional risks inherent in international investments, such as currency fluctuations and international stock market or economic conditions, which may adversely affect the value of the investment. Opinions expressed are subject to change without any notice. Neither the company nor the director or the employees of NBSPL accept any liability whatsoever for any direct, indirect, consequential or other loss arising from any use of the research report and/or further communication in relation to the research report. Here it may be noted that neither NBSPL, nor its directors, employees, agents or representatives shall be liable for any damages whether direct or indirect, incidental, special or consequential including lost revenue or lost profit that may arise from or in connection with the use of the information contained in the research report.

Copyright of this document vests exclusively with NBSPL.

Our reports are also available on our website

Registration granted by SEBI and certification from NISM in no way guarantee performance of NBSPL or provide any assurance of returns to investors.

Nirmal Bang Research (Division of Nirmal Bang Securities Pvt. Ltd.)

B-2, 301/302, Marathon Innova,
Opp. Peninsula Corporate Park
Off. Ganpatrao Kadam Marg
Lower Parel(W), Mumbai-400013
Board No. : 91 22 6723 8000/8001
Fax. : 022 6723 8010